

April 2018



# *the* Lens Paper



*News and Events of the North County Photographic Society...Inspired by Photography, Powered by Volunteers!*

## **Scott Davenport Photographing Seascapes Wednesday, April 25 @ 6:30 p.m.**



Get inspired to discover - or rediscover - the amazing seascapes in your own backyard. Scott will share his tips and tricks for creating compelling, beautiful seascapes. You will see lots of photos of San Diego. He will discuss compositional techniques for seascape photography, camera settings to achieve specific looks, and the gear you need to capture it all. Bring questions! Scott loves questions.

Scott Davenport describes himself as good natured, secretly shy, and much more comfortable behind the camera than in front of it. He is a landscape photographer, workshop instructor, podcaster, and author. In addition to seascapes, his photographic passion is teaching others the art and joy of photography. His work and teaching has been featured with ON1 Photo RAW and Skylum Luminar, and through his very popular photo workshops. Scott is also an unashamed lover of the ocean.



He grew up on the East Coast of the USA, switched coasts to California in the 1990s, and simply cannot help returning to the ocean again and again to create new photographs. An avid traveler, he has visited over 30 countries across 5 continents capturing landscape and travel photos of all kinds. Yet his love of the ocean almost always keeps him near a coastline - or at least a body of water.

And he can't help getting his feet wet photographing at the ocean.



Website: <https://www.scottdavenportphoto.com>

## President's Corner

### 'Self-Critique'

by Sandy Zelasko

I don't claim to be the most knowledgeable about critiquing photography but I do have some experience under my belt. I'll be judging the San Diego Fair International Photography Exhibition for the fourth time this year, have been a judge for Abe Ordovery's Best of Nature Show at the NAT, sat on multiple panels of judges for various online competitions, acted as a solo judge for many art guilds and continue to share my interpretation at local camera clubs and for PSA contests. By doing so, not only do I contribute a point of view to help other artists, but I continue to develop an eye for what makes a winning composition.



So here are a few tips about what I have learned which may help you develop a better eye and further your photographic success. Remember, critiques should focus on factually based characteristics. For example, is the important part of your subject in focus (factual) as opposed to using a shallow depth of field which is an (artistic) choice.

Tools to help you edit/critique your own images-the sooner you learn to self-critique, the better your photography becomes. Here are some questions you should ask yourself when viewing each image:

- What do I like about this image? Find something positive. Yes, there is always something positive. Critique your artistic vision separate from the technical aspects of your image.
- What is the most important part of the image and what is the first thing that catches my eye? Are they the same? If not, make corrections and eliminate things that don't add to your story.
- Were the techniques I used successful? Is the image sharp where it needs to be? If not, move on and practice your focus techniques. Review how depth of field works with the equipment in your camera bag.
- Is the composition appealing? If not, crop! If possible, recompose. Make sure the visual weight of the image is balanced. Remember the rule of thirds. Use it and break it when appropriate.
- Are there distracting elements? If so, get rid of them. Either while taking the image or during post-processing (if rules allow).
- Do my eyes wander? Or do they stay focused in the image? Get rid of light/bright things or lines that pull you out of an image. Use a vignette. Burn the spot if you can. A little goes a long way.
- Is my image exposed correctly? Evaluate expose and adjust in post-processing. Use your histogram to help you determine whether you are over or under exposing.

*(continued on next page)*

(continued from page 2)

- Does my background compliment my subject? If your background is cluttered, reposition yourself. There is not much you can do to save a busy image after the fact. Look for a clean background before you take the shot.
- Is my image color balanced and do I want it to be? Make sure your colors are not off unless you are intentionally making a creative choice. Keep whites white and blacks black, the rest will fall into place, more or less.
- Last but not least, is my image cliché? If so, change your perspective until you find a unique view. Be different! Judges LOVE it.

Self-critiquing is a skill and skills improve over time with practice. Begin by being honest with yourself. Understand why you made the choice then give yourself a chance to develop. When you are ready to go further, enter a contest, take a workshop or join a photo club!

On June 23rd, I'll be leading a free workshop for the Valley Center Art Guild titled, "From a Judge's Point of View," hoping to share ideas to help photographers create successful images. I'll be suggesting small things that I would do differently and which could make a big difference to your end result.

Proudly representing NCPS, Sandy

## April Member Share

### 'Scale / Perspective'


#### by Ted Whirledge

**Scale** is how big something is compared to something similar that is smaller or larger.

**Perspective** is your point of view.

Lets see how you show a couple things of different scale with your perspective.

Remember, it's about having fun with photography while you use creativity!



*"Some people see the glass half full. Others see it half empty. I see a glass that's twice as big as it needs to be."* — George Carlin

### Welcome our newest NCPS members!

**Suzie Dunk - Carlsbad**

**Pam Green - Oceanside** (returning member)

**Patty Hayton - Vista**

**Marsha Marsha Marsha - Solana Beach**





Al Wilson



Michelle Knaier



Dan Nougier



Al Wilson

## Wrap Up: FEBRUARY PHOTO SHOOT by Dan Nougier

We had a great turnout for the 'Hawk Watch' during February in Ramona.

The Wildlife Research Institute volunteers did a fabulous job of introducing the crowd to a variety of owls, hawks, and falcons. Seeing a falcon in flight was fascinating and quite the photographic challenge. The morning literally flew by. Everyone learned a lot about the birds and got to take home some great photos.



Rita Wilson



Heidi Gauthreaux



Robert Conrad



Barbara Swanson



## COUPLE'S SPOTLIGHT

### by Ted & Cindy Lorey




Ted grew up in San Diego and Cindy grew up in Ohio. They met in 1979 on a beach in La Jolla. Cindy works as an office administrator in Mira Mesa. Ted just retired in January from the third of his careers (lifeguard, lawyer, and pastor). They have two sons, a daughter, and a grandson.

Cindy became interested in the hobby after she got her first Canon 13 years ago. She loves photographing whatever catches her eye. Ted, who has a background in art and painting, became fascinated with photography after he tagged along with Cindy to a NCPS meeting. Ted especially likes abstracts and people.

We decided to join this club so that we could learn how to improve our photography and be inspired by the works of others. As amateurs, we have learned a lot from the speakers at club meetings and always come away from them with a new or improved skill.

Our most recent photo shoot was the first weekend of March at the Orange Empire Railroad Museum in Perris, CA. While dodging the rain, we came away with interesting shots of their swap meet, buildings, model trains, and real trains.




## How Did You Get That Shot?

by Kathleen Coogan



This is a photo of the 'underbelly' of the wooden railroad trestle that has crossed the San Elijo Lagoon in Cardiff for the past 60 years. Within the next few months, the trestle is scheduled to be demolished and replaced with a concrete structure as part of the railroad double-track project.



Shy artist self-portrait by Kathleen Coogan

While, previously, it would have been impossible to photograph this aspect of the bridge without using some kind of boat or raft, I took advantage of the recent renovation activity to walk underneath and document the details of the trestle construction. After a number of attempts, I found that late afternoon sun, just before sunset, provided the best lighting. Using a 55-300 zoom lens, I set the ISO to 3200 with an f/22 aperture and 1/100 shutter speed.

---

## Yes, we have a Facebook page!

Despite recent controversies, our NCPS Facebook page continues to serve the members as an effective communication tool where photographers can share their work, seek constructive criticism, share news from the world of photography, and ask questions. Our page administrator is Dennis Smith, an active member of our club.

Remember, ours is a private page meaning only members can participate. If you wish to join the group please contact Dennis at his club email: [facebook@nc-photo.org](mailto:facebook@nc-photo.org)



## MAY PHOTO SHOOT

### The Getty Center

**Date:** Saturday, May 5, 2018

**Time:** 2:30 p.m. to 9:00 p.m.

**Location:** N. Sepulveda Blvd. & Getty Center Dr., Los Angeles



There is ALWAYS something to see at the Getty. The exhibits, the architecture, and the gardens provide more photo opportunities than you can handle in one visit. See their web site for more info and details on the [Current Exhibits](#). Admission is free, parking after 3:00 p.m. is \$10.

Handheld cameras, video cameras, and camera phones are welcome in all public outdoor spaces as well as in the permanent collection galleries. However, no flash and no tripods or monopods are allowed. Also, photographs are for personal use only and may not be sold. Meet for carpooling at the Park & Ride at west Highway 78 and I-5 at 2:30 p.m. We will regroup at the Getty lobby around 4:30 p.m. If you're interested in carpooling or have any questions contact Dan Nougier at [photoshoots@nc-photo.org](mailto:photoshoots@nc-photo.org) or call Dan's cell at 619-884-1359.



## NEW WORKSHOP COORDINATOR ANNOUNCED!

Former NCPS president and long-time member, **Barbara Swanson**, has volunteered her services to our club as a new workshop coordinator. If you have seen Barbara's work you will certainly appreciate her tenacious approach to her craft and her attention to detail. Barbara will attempt to bring us new learning opportunities which promise to challenge our skills and expand our vision. Thank you, Barbara!

## Wrap Up: APRIL PHOTO SHOOT by Dan Nougier

Hopefully if you didn't make it to the butterfly photo shoot last month, you were able to get to the Safari Park on your own another time. Truly, the butterflies are a joy to photograph. And you will never be surrounded by a happier group of people.



Dan Nougier




Guy Covert



Dan Nougier




Dan Nougier



Dan Nougier



Guy Covert



Guy Covert



## CALL FOR ART!

**Call type:** Photography

**Eligibility:** Member of NCPS

**Fee:** FREE

**Entry Deadline:** April 30, 2018

**Number of entries allowed:** 5

Subject matter: The Brewer's Tap Room, in Encinitas, is looking for industrial (old buildings, autos, machinery, etc), surfers and coastal scenes to hang in their establishment and have reached out to NCPS to find images that will complement their decor.



Images will hang for approximately one month and others will rotate in as we develop this call for art. All work can be priced to sell. The Brewer's Tap Room will not be taking commission on any of the work. They are willing to hold a public opening reception for the artists.

There is a possibility that a small hanging crew of two people will be needed. There are no size limits on art at this time. This is an ongoing opportunity for NCPS members.

How to prepare: All images must be framed and ready to hang. They are asking, "To keep things easy for any artist, it should be art they already have ready to hang."

Please send a jpeg of each piece for consideration and include the framing (if any) in your image. Size your jpeg 1024 pixels on the longest side. Please include the finished size of your framed art and send to [president@nc-photo.org](mailto:president@nc-photo.org) along with the information below.

Name:

Email:

Phone:

Title:

Size of framed art:



## Digital Photo Classes

Mike McMahon continues his series of **FREE** digital photo classes

**Carlsbad Senior Center**

**799 Pine Ave., Carlsbad, CA 92008**

**760-602-4650** [www.mikemctechguy.com](http://www.mikemctechguy.com)

## April 2018 Digital Photo & Tech Classes

### **Photoshop Elements - Special Effects - Wednesday, April 18 / 10:00 - 11:15 a.m. / ACT**

We will use some of Photoshop Element's cool features to create exciting special-effects. We'll do Portrait Retouching including the ability to adjust the size and shape of eyes and lips...it will make you smile! Wrinkle reduction will be covered. Our instructor, Mike McMahon, will also demonstrate artistic filters that can make your photo look like a painting or a cartoon. The last 15 minutes of class will be devoted to your questions.

### **Lightroom Basics - Wednesday, April 18 / 1:00 - 2:15 p.m. / ACT**

Adobe's Lightroom software is very popular with photographers. Its ability to quickly organize and edit photos has garnered it many loyal fans. Our instructor, Mike McMahon, will cover the basics of this amazing software. Photo organization and basic photo editing will be demonstrated. You'll be amazed at what Lightroom can do. The last 15 minutes of class will be devoted to your questions. Please bring note-taking material.

### **Google Photos - Essentials - Wednesday, April 25 / 10:00 - 11:15 a.m. / ACT**

Google Photos is free photo software that can help you organize, edit, and share your photos. It is the logical next step for those who used Picasa Web Albums in the past. Over the past several years, the feature set of the software has grown and many have now come to rely on Google Photos for their photo work. Our instructor, Mike McMahon, will demonstrate many of the helpful features of this software. The last 15 minutes will be devoted your questions. Seating is limited. Please bring note-taking material.

### **Intro to Video Editing - Wednesday, April 25 / 1:00 - 2:15 p.m. / ACT**

Modern smartphones and cameras can now easily capture high-quality video. If you're not using your camera's video feature, you might give it a try. Our instructor, Mike McMahon, will show you how to take your video clips and combine them with still photos and music to produce very pleasing video projects. He will also explain how those videos can be posted to sites like Facebook, YouTube, and Vimeo. The last 15 minutes of class will be devoted to your questions. Please bring note-taking material.

## Carlsbad Dove Library Classes

All classes in the Exploration HUB are free. For ages 13 and up.

### **Intermediate Photoshop Elements – Your Questions**

**Tuesdays, April 17 & 24, 2018 - Time: 10:00 – 11:30 a.m.**

Bring your questions about Photoshop Elements to class...it will be fun and we will all learn. If the questions subside, I'll have a few things to show you. Please bring note-taking materials and prepare to have fun!

These classes provide each student with their own computer running PSE version 14. The format is lecture plus lab practice. Students may bring photos on USB flash drives or use the sample photos provided. Classes are free and last 90 minutes. Space is limited. Registration and a Carlsbad library card are required (SD County Library cards won't do). Call 760-602-2038 for information and registration.



Please thank our sponsors for supporting the annual Member Show.

*Stop by their business and tell them you're an NCPS member!*

## **GOLD SPONSORS**

### **George's Camera**

7475 Clairemont Mesa Blvd.

San Diego, CA 92111

619-297-3544

and

3837 30th Street

San Diego, CA 92104

858-633-1510

[www.georgescamera.com](http://www.georgescamera.com)

### **Nelson Photo**

3625 Midway Dr., Suite J

San Diego, CA 92110

619-234-6621

[www.nelsonphotosupplies.com](http://www.nelsonphotosupplies.com)

## **SILVER SPONSORS**

### **Abe Ordovery**

Cardiff, CA 92007

(858) 334-3699

[www.ordovergallery.com](http://www.ordovergallery.com)

### **Encinitas Photo Center**

967 Highway 101 #107B

Encinitas, CA 92024

(760) 436-0562

[www.encinitasphoto.com](http://www.encinitasphoto.com)

### **Jim Cline Photo Tours**

11387 Ocean Ridge Way

San Diego, CA 92130

(858) 350-1314

[www.jimcline.com](http://www.jimcline.com)

### **Kurt's Camera Repair**

7403 Princess View Drive

San Diego, CA 92120

(619) 286-1810

[www.kurtscamerarepair.com](http://www.kurtscamerarepair.com)

### **Michael Seewald Galleries**

1555 Camino Del Mar, Suite 312

Del Mar, CA 92014

(858) 793-3444

[www.seewald.com](http://www.seewald.com)

### **PC Photo & Imaging**

113 N. El Camino Real #B

Encinitas, CA 92024

(760) 632-1790

[www.pc-photo.net](http://www.pc-photo.net)

### **Printing Solutions**

431 N. Hale Ave.

Escondido, CA 92029

(760) 741-9899

[www.printing-solutions.biz](http://www.printing-solutions.biz)

### **Sandra Lee Photography**

Valley Center, CA 92082

(760) 749-2174

[www.sandraleephotography.com](http://www.sandraleephotography.com)

### **Wayne Richard Photography**

8838 La Cartera Street

San Diego, CA 92129

(858) 248-5179

[www.wayne-photo.com](http://www.wayne-photo.com)

## April Meeting

**Wednesday, April 25 @ 6:30 p.m.**

San Diego Botanic Garden (formerly Quail Gardens)  
230 Quail Gardens Drive, Encinitas, CA 92024  
Meet in the Ecke Building Meeting Room

*Enter at the Front Gate - Exit at the Rear Gate Only*  
*The Front Gate is Locked at 7:00 p.m.*

6:00 p.m. - Front Gate Opens

6:30 p.m. - Announcements & Greetings

6:45 p.m. - Guest Speaker Presentation

7:45 p.m. - Break & Refreshments

8:00 p.m. - Member Share

First-time guests Free

Returning guests \$3.00

Annual Membership \$30 (Household \$35)

## Contact Information

President:	Sandy Zelasko <a href="mailto:president@nc-photo.org">president@nc-photo.org</a>
Vice-President:	Ted Whirlledge <a href="mailto:vicepresident@nc-photo.org">vicepresident@nc-photo.org</a>
Treasurer:	Nancy Jennings <a href="mailto:treasurer@nc-photo.org">treasurer@nc-photo.org</a>
Secretary:	Nancy Telford <a href="mailto:secretary@nc-photo.org">secretary@nc-photo.org</a>
Facebook:	Dennis Smith <a href="mailto:facebook@nc-photo.org">facebook@nc-photo.org</a>
Historian:	Sing Baker <a href="mailto:historian@nc-photo.org">historian@nc-photo.org</a>
Hospitality:	Kathleen Coogan <a href="mailto:hospitality@nc-photo.org">hospitality@nc-photo.org</a>
Membership:	Nancy Jennings <a href="mailto:membersh ip@nc-photo.org">membersh ip@nc-photo.org</a>
Member Show:	Andrew Szikla <a href="mailto:membershow@nc-photo.org">membershow@nc-photo.org</a>
Newsletter:	Robert Conrad <a href="mailto:newsletter@nc-photo.org">newsletter@nc-photo.org</a>
Photo Shoots:	Dan Nougier <a href="mailto:photoshoots@nc-photo.org">photoshoots@nc-photo.org</a>
Programs:	Jennifer Wolf <a href="mailto:programs@nc-photo.org">programs@nc-photo.org</a>
Projectionist:	John Foltz <a href="mailto:projectionist@nc-photo.org">projectionist@nc-photo.org</a>
PSA:	Diane Peck <a href="mailto:psa@nc-photo.org">psa@nc-photo.org</a>
Reception:	Nancy Jennings <a href="mailto:reception@nc-photo.org">reception@nc-photo.org</a>
Reception:	Nancy Telford <a href="mailto:reception@nc-photo.org">reception@nc-photo.org</a>
SD Fair Liaison:	Ed Stalder <a href="mailto:sdfairliaison@nc-photo.org">sdfairliaison@nc-photo.org</a>
Sponsors:	Jack Jacobs <a href="mailto:sponsors@nc-photo.org">sponsors@nc-photo.org</a>
Web Site:	Fred Heinzmann <a href="mailto:website@nc-photo.org">website@nc-photo.org</a>
Workshops:	Barbara Swanson <a href="mailto:workshops@nc-photo.org">workshops@nc-photo.org</a>

*\*Please put NCPS in the subject line of all correspondence.*

### Did You Know?

Did you know that members may submit small personal announcements of their shows or events for inclusion on the club's website and this newsletter? Just send an email to [webmaster@nc-photo.org](mailto:webmaster@nc-photo.org) and to [newsletter@nc-photo.org](mailto:newsletter@nc-photo.org) with the details.

### Do You Have Camera Equipment to Sell?

Bring your item(s) to a regular NCPS meeting and place them on one of the side tables with your name and the price. Too big to carry? Bring a photo!



# WANTED

Images for  
Photographic Society of America (PSA)  
Projected Image Division (PID)  
Interclub Competition

North County Photographic Society (NCPS) is a registered club with PSA. All registered clubs can submit images for competition and will receive a ranking among those clubs who participate. This is not an individual competition. If you are looking for individual ranking you need to join PSA at this link: <https://psa-photo.org/index.php?join-or-renew-membership>

#### How to Enter:

Email jpegs to Diane Peck at [dpeck@san.rr.com](mailto:dpeck@san.rr.com)  
Size horizontal to 1024 px & vertical 768 px  
Use sRGB color space

#### Link to submission guidelines & detailed info:

Go to <https://psa-photoz.org/index.php?pid-interclub-competition>  
Click on PID Interclub Guidelines (pdf) under Rules & Awards

# → REWARD ←