

August 2017



the Lens Paper



News and Events of the North County Photographic Society...Inspired by Photography, Powered by Volunteers!

Jodie Hulden Contemplative Landscapes



Jodie Hulden is a California-based photographer whose contemplative photography focuses on intimate natural landscapes and still life. She has a degree in art from San

Diego State University where she worked primarily in textiles, fiber and artists books.



Jodie discovered her passion for photography in the 1970's doing film and darkroom work. She transitioned to digital photography in 2001. After

retiring from a teaching career, she now devotes her time to photography. Jodie has studied with George DeWolfe, Carlan Tapp, Michael Frye, Brett Erickson and Susan Burnstine. In February of 2017 she spent a month in Zion National Park as Artist-in-Residence. She has won numerous awards and has exhibited nationally.



"I have always regarded my photography as 'visual haiku' because of its poetic and contemplative quality," Jodie explains.



"My experience is that when beauty crosses our path, whether grand, humble or intimate, thought disappears

in that instant and a quiet stillness is present. In this way the experience of beauty is like a meditation, no matter how brief the glimpse. Making photographs is my way to pay homage to those moments when the world offers us these extraordinary gifts of beauty."

See more of Jodie's work at www.jodiehulden.com

President's Corner

NCPS Website Updates

by Sandy Zelasko

Your Volunteer Leadership Team (VLT) works at keeping current with the needs of its members. So it was no surprise that after a review of the NCPS website we needed to make changes.

If you've attended a recent general meeting you've heard member Grant Hulbert talk about his work automating some of the functions used when uploading images to Member Share or to the Photo Shoot archives. He is working on a list of such improvements so there is more to come.

In addition, you should begin noticing subtle revisions to the website this month. Although the look of nc-photo.org has not changed, its information is being updated to serve you better.

Please take a moment and explore more of the website. Upload images from past photo shoots, build your gallery with new imagery and download the Member Show prospectus. Do you know who our sponsors are? Did you miss a past newsletter? Have you looked through fellow members' galleries? All of this is readily available and at your fingertips. And if you find an inaccuracy or missing update, please drop an email to president@nc-photo.org. We will appreciate it.

Now that the initial round of work is done, I'm off to witness the eclipse and do a bit of hiking in my favorite place on earth, Yellowstone National Park. Happy snapping!

Proudly representing NCPS, Sandy.



Please Welcome Our Newest NCPS Members!

Laurie Brindle from San Marcos


Bill Loftus from Oceanside

Carol Smith from Carlsbad (*a returning member*)

August Member Share

'ENERGY'

by Ted Whirledge



What is energy? Where do you see it? Running, pushing, jumping, rolling, sunshine, a handshake, coffee? Energy is everywhere. Using your best compositional and storytelling skills, make a photo that depicts energy!

"The expression of beauty is in direct ratio to the power of conception the artist has acquired."
Gustave Courbet

Helpful Techniques: Find something forceful or moving and return to it after making a plan to capture it in action.

What story or vision will you share?

Future Member Share topics:

September: Solar Eclipse- Wherever you are, get a photograph at the time of the eclipse on August 21.

October: 'Over-The-Top'

Notice

Member Share is a club activity that was developed with hope that it would encourage members to gain knowledge of photography and share their experiences of making photographs. We succeed if each month members make an effort to create a new photograph related to the topic or find an opportunity to make a photo related to the topic. In the spirit of Member Share, please make an attempt to create a new image each month. If you only make one or cannot make one, then you can go into your archive to find something for the topic. But try to make at least one. Two is the limit for sharing at the meetings, but you can put more images in your gallery to share them that way too. Most of all, remember photography is FUN!

IT'S SHOW TIME!

The date for submitting your entry form for our annual Member Show is right around the corner!

All entries must be emailed or snail mailed to treasurer@nc-photo.org by September 1st! That is only a couple of weeks away! Which two images are you going to enter?

You can find the show prospectus in this newsletter and on the NCPS website at www.nc-photo.org with all the details of how, when and where. If you have further questions please email treasurer@nc-photo.org for direction.

Make sure to read the fine print! There are changes again this year. Make note of size limitations, category rules, other pertinent submission guidelines, and important dates. We are doing take-in on Sunday, September 17th, from 9:30 a.m. to 12 Noon at the Encinitas Library.

Don't forget to put the reception date on your calendar - Saturday, September 23rd, from 1:00 - 4:00 p.m. If you would like to volunteer to help out, we would appreciate it!

Nancy Jennings, Mike McMahon
Co-Coordiators
22nd Annual Members' Photo Exhibition

ENTRY FORM - 2017 Annual Members' Photography Exhibition

DUE: Friday, Sept. 1, 2017

Name: _____

Email: _____ Phone: _____

Entry	Category*	Image Title	Price	Dimensions
1				
2				

*All Category 8 entries only – in 35 characters or less below, please describe the creative/alternative process you used:

Place this form in an envelope and mail to:

Nancy Jennings 10565 Burned Oak Lane, Escondido, CA 92026

Deadline: September 1, 2017 (midnight)

If you prefer to email your entry, see instructions in **Conditions For Entry** below.



22nd ANNUAL NCPS MEMBERS' PHOTO EXHIBITION

**Wednesday,
September 20
through
Saturday,
October 28,
2017**

**Encinitas
Library
Community
Room
540 Cornish Dr.
Encinitas, CA
92024**

**Exhibition
Coordinators:
Nancy Jennings
Mike McMahon**

CONDITIONS FOR ENTRY

Who can enter?

The Exhibition is open to members of the North County Photographic Society. Membership dues must be current as of September 1, 2017. Photographic work must be that of the entrant. Processing, printing, and mounting may be done commercially. Group work will not be accepted.

How many entries can one submit?

A maximum of two entries may be submitted per entrant. Work previously shown at NCPS exhibits is not eligible. *Work must be in good taste and suitable for family viewing as determined by the Exhibition Coordinators.* The show is limited to 90 entries. First come, first served.

How do I enter?

Entrants must do one of the following

Email your registration

Send your entry to Nancy Jennings at treasurer@nc-photo.org. Be sure to include ALL the information on the attached entry form. *Email entries will be confirmed in 24 hours. If you don't see a confirmation, resubmit your entry. Please do not wait until the last minute to submit your entry.* Email registration must be received by **Friday, September 1, 2017, at midnight.**

Enter by U.S. mail

The Entry Form is located at the end of this prospectus. Mailed entries must be received no later than **Friday, September 1, 2017.**

No late registrations will be accepted.

What are the display requirements?

Entries that do not adhere to the display requirements will be disqualified. Each piece must be either: (1) mounted, matted, framed, and covered by plexi or glass, (2) mounted, full-bleed (borderless) image, (3) printed on canvas then mounted on stretcher bars with finished sides or, (4) printed on metal/aluminum with appropriate mounting apparatus.

Because of space limitations, the overall size of the presentation must be no greater than **20" x 24"** and no smaller than **4" x 5"** including the frame (measurements will be made from the **outermost edges of the frame**). Please measure carefully.

Horizontal panoramic entries - no greater than 35" w x 15" h. **Vertical** panoramic entries - no greater than 20" x 24".

All entries must have a secure **wire on the back**. Please wrap the wire ends with tape to help prevent injuries!

Is there an entry fee?
No.

How do I deliver my images?

Your entries must be hand delivered to the Encinitas Library between **9:30 am and 12:00 noon on Sunday, September 17, 2017.**

It is not necessary to wrap images for delivery.

Each entry must have an identification tag on the reverse side that includes the following:

- Artist's name
- Phone number
- Title of image
- Category entered
- Sale price or "NFS" (Not For Sale)

What is the judging procedure?

The images entered will be professionally judged for ribbons by one or more experts in the field of photography.

Judging criteria can include impact, composition, technical quality, workmanship, and presentation. The decision of the judges is final.

When can I pick up my images?

All images **must** be picked up at the Encinitas Library on **Sunday, October 29, 2017, between the hours of 12:00 pm and 2 pm.** Images not picked up at this time become the property of the North County Photographic Society and will be disposed of at the club's discretion. If necessary, please make arrangements to have someone pick up your images. If you need further assistance with pick up, please contact Nancy Jennings at treasurer@nc-photo.org or 760-445-9596 by Wednesday, October 25, 2017.

How can I sell my work?

Images will be considered for sale at the price indicated on the entry form. Images not for sale must be marked "NFS" on the entry form. You will be contacted by the treasurer regarding potential sales of your work. All sales will be the artist's own responsibility, and no work may be removed from the exhibition prior to the above stated pick up time.

How can I display my work on the NCPS website?

Email a digital file of your image(s) to webmaster@nc-photo.org. Files must be jpeg format and 5 Mb or less in size. It will be placed in the 2017 Show Gallery.

CATEGORIES

Category 1 –

Color/Scenic: landscapes, waterscapes (such as countryside, flowers in the desert, beach, woods). No man-made structures to exceed 10% of the photo.

Category 2 –

Color/Nature: plants, wildlife, all underwater scenes

Category 3 –

Color/Architecture: structures, cityscapes, urban and other street scenes

Category 4 –

Color/People: people as

primary subject (formal, informal)

Category 5 – Color/Still Life & Abstract: arranged items on tabletop; indefinite designs and forms

Category 6 –

Color/Other: any subjects not covered in other categories; includes pets

Category 7 –

Monochrome: B&W and tinted images; cannot contain more than one color; can be any subject

Category 8 – Creative:

handmade and computer alternative processes such as platinum print, Polaroid based images, photo-based computer painting, obvious photo manipulation, composite images. Includes multiple-image pieces (e.g., diptychs & triptychs). Please describe the creative/alternative process you used when completing your entry form.

Computer post processing including HDR, stitching and stacking is allowed in all categories. **Photos where the post-processing effect dominates the image should be entered in Category 8.**

Horizontal and vertical panoramic-formatted images should be entered in the appropriate subject category.

PRINT SPECS

* For all categories, submissions may be traditional photographic

prints or digitally-produced prints. Images may be captured using film or digital cameras.

* Retouching is permitted in all categories. This includes the removal of minor elements (such as a background telephone pole) and stitching together of photos (for example, to make a high-resolution panorama or enhance the tonal range of a single scene).

*Please bring all questions to the attention of the Show Coordinators. They will consult with the artist if possible but ultimately reserve the right to change the category designation of an image.

AWARDS

First, second, and third place ribbons will be awarded in each of the 8 categories.

A "Best of Show" ribbon will be awarded to one of the first-place ribbon winners.

Honorable mention ribbons will be awarded at the judges' discretion.

The Judges may award fewer ribbons in a category if the number of entries in that category warrants such an action.

Three "Viewer's Choice" ribbons will be awarded during the exhibition's reception.

What else do I need to know?

Neither the City of Encinitas, the Encinitas Library, nor the North County Photographic Society will be responsible for loss or damage of any kind. Model releases are the artist's responsibility.

Questions?

Contact Nancy Jennings at treasurer@nc-photo.org or 760-445-9596 promptly.

IMPORTANT DATES

Friday, Sept 1st

Deadline for entry forms to be received

Sunday, Sept 17th

(9:30 am-12pm)
Delivery of images to Encinitas Library

Wed, Sept 20th

Exhibition opens

Saturday, Sept 23rd

Reception from 1:00 pm to 4:00 pm

Saturday, Oct 28th –

Exhibition ends

Sunday, October 29th

Pick up images at Encinitas Library (12:00 and 2 pm)

Encinitas Library -
Community Room
540 Cornish Dr. Encinitas,
CA 92024
760-753-7376

M-Th 9:30 am – 8 pm
F, Sat 9:30 am – 5 pm
Sun 12:00 pm – 5 pm

How Did You Get That Shot?

by Grant Hulbert

Original



I had an idea for a macro shot of snails interacting with each other, and had to wake up early in the morning to find them out and about. For this shoot, I put them on the windshield of my car so they wouldn't get dirt on themselves as they slimed around. Considering they're snails, they move quite quickly and were not

cooperating, so I had to keep picking them up and posing them on each other while taking about 30 shots until this alignment occurred. A cloudy day and open shade helped with wraparound light.

Image after post-processing



Then the hard part: in order to make their heads stand out from the bright background, I invested about three weeks of painstaking Photoshop masking work, mostly slow due to my inexperience, as this was my first time doing anything intricate. Making the edges look natural was the hardest part. At the last minute

I added a little dodging around their eye stalks, just to give it a little interest. The final print was on gold metallic paper, which provides nice depth and sheen.

2017 San Diego County Fair International Exhibition

THE COORDINATOR'S AWARD & HONORABLE MENTION Award - *Macro* 'Small Worlds'

by Heidi Gauthreaux



The Coordinator's Award

The Coordinators Award is given by Gene Wild, the director of the fair's International Exhibition. Gene has been the director/coordinator for several years and it is his personal award to give out. The judges have their say with the 'Best of Show', the public has their say with the 'People's Choice', and Gene has his say with the 'Coordinator's Award'. Out of the hanging images, in this case 1300+, he selects one image and gives it his award. The images that are awarded 'Best of Show', 'Margaret Frye Award', and 'Coordinators Award' are removed from their selective categories and placed in the forefront of the exhibit.

Small Worlds

"This is a macro image of dandelion seeds and water. It is a focus stack of five images, edited with Helicon software and Photoshop. This image was taken indoors. I had attempted it several times photographing it on my kitchen table. I had several dandelions lined up to be used, but my cat had decided to help and proceeded to attack and eat most of the dandelions. Rescuing the last two, I secluded myself in a bedroom, away from curious cats, and proceeded to capture the image. Canon 7d mk II, with 100mm macro lens. The background was achieved using scrapbooking paper." - Heidi

HONORABLE MENTION AWARDS *(in alphabetical order by last name)*

Mary Anderson

Alaska Dog Mushers - Documentary

Alaska Dog Mushers Association, Open North American Championship 2017



Abbey Chamberlain

'Jupiter From The Ice World Europa' - Abstract

"It is a 'lacquer Lift' where you never know what you are going to get when you pull the pages apart after lacquering color lithos and rubbing them together." - Abbey



Abbey Chamberlain

'Spirit Hawk' - Alternative Process

"Spirit Hawk is an Anthotype. An anthotype is a botanical printing process using plant and floral juice to make your own paper, which is then exposed in the sun (in this case 4 weeks of sun!) but I added a twist by overlaying the negative from a different anthotype. Combined, it gave symbolic afterlife to the large hawk."



Heidi Gauthreaux

'Jake' - Our Best Friends


"Jake is our tuxedo cat who happens to be the most curious cat in the world. He was 'helping' me to edit some pictures when I captured his image." - Heidi



Heidi Gauthreaux

'Color In Motion' - Abstract

"This abstract was obtained by intentional camera movement and a long shutter speed. The subject is a stained glass window in a historic chapel on Camp Pendleton MCB." - Heidi



Heidi Gauthreaux

'Roy Rogers Rangers' - At The Fair

"This group performed shooting exhibitions at the SD Fair 2016." - Heidi



Rick Gauthreaux

'Sky Dancer' - Birds

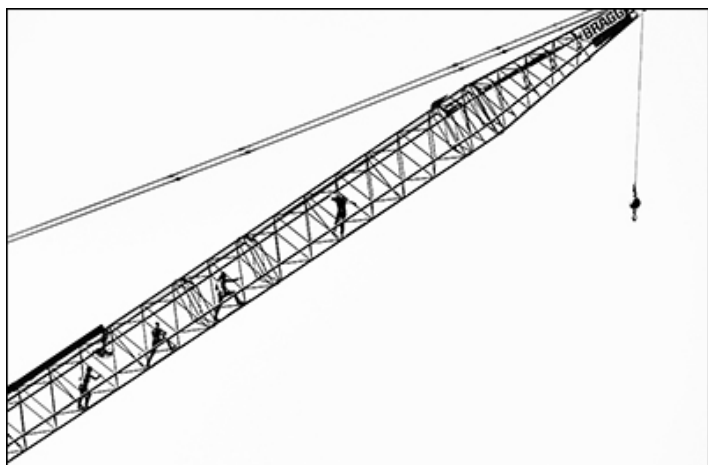
"This is a Harris's Hawk in flight at Ramona grasslands during the annual *Hawk Watch*."
- Rick



Nancy Hacker

'Climbers In Crane'

"While exploring around the Oceanside harbor, I looked up and saw what's called a Lattice-Boom Crawler Crane. I was not expecting, but delighted to see people inside it climbing upward. When I asked a nearby camera crew why they were filming it, they didn't want to say. I then moved to a spot across the water and took the shot." - Nancy



Dan Nougier

Joan Jett - At The Fair

"This image was taken standing at the front of the stage at the Joan Jett concert last year. Took about 50 shots trying to get the right combination of lights, smoke, motion and expression. She doesn't stand still much so it made for a bit of a challenge." - Dan



Dan Nougier

Old Havana - Alternative Processes

"This image was taken in Old Havana during my 2011 trip to Cuba. The triptych is a cyanotype print using a B&W film negative strip from a Holga camera. I liked the combination of the old cars with the RCA building in the background." - Dan



Wayne Richard
'Lone Figure – Havana'

"More and more, I find that my emotions and instincts are what trigger my shutter finger. Such was the case when I came across this silhouette of a lone figure while roaming around the streets of Havana at early dawn. I'll leave it to the viewers to feel whatever they feel."



Steve Schlesinger
Chateau Chaumont

"This is Chateau Chaumont in France's Loire Valley. It was a cloudy day, drizzling, threatening more serious rain. When we walked up to it, the clouds looked especially ominous. This was a case where a direct-on-center composition works well. Fortunately, there weren't many visitors and the weather kept them away. I knew that it would require perspective correction in post processing." - Steve



Steve Schlesinger
Museum Elevator

"Next to the Disney Center is the Broad Museum. It has an elevator with curved cylindrical glass walls that is in a concrete cylinder. The top is open. Usually, I would have taken the stairs but it looked interesting. The floor has yellow lights shining up, casting shadows of the people on the concrete walls. I pointed my camera almost directly upward to get the image." - Steve



Dennis Smith
Hoist Chains - Still Life

"This image was taken on the Key's Ranch in Joshua Tree National Park." - Dennis



Digital Photo Classes

Mike McMahon continues his series of **FREE** digital photo classes

Carlsbad Senior Center

799 Pine Ave., Carlsbad, CA 92008

760-602-4650 www.mikemctechguy.com

August 2017 Digital Photo & Tech Classes

Handy Computer Tips - Wednesday, Aug 16 / 10:00 – 11:15 a.m. / ACT **NEW**

Many of us spend lots of time each week on our computers. Our instructor, Mike McMahon, will show you many of the handy tips that he uses to make that time more productive and less frustrating. Many standard features can make a big difference, yet, they are often undiscovered by the average user. Mike's demonstration will use Windows 10 but will be helpful for users of earlier Windows versions, too. Please bring note-taking material.

Scanning Photos - Wednesday, Aug 16 / 1:00 to 2:15 p.m. / ACT

Many of us face the task of scanning from time to time. It may be to organize and scan batches of family photos or it may be to scan a document or magazine article for future reference/sharing with others. Our instructor, Mike McMahon, will discuss traditional scanning but will also include tips on how to use a camera or smartphone to accomplish the same task. Please bring note-taking material.

Google Photos - Mobile - Wednesday, Aug 23 / 10:00 – 11:15 a.m. / ACT **NEW**

Google Photos is the free photo organizer, editor, and backup system for your photos/videos. Our instructor, Mike McMahon, will explain the benefits and features of Google Photos when used with a mobile device (smartphone/tablet). Photo editing will be covered along with an explanation of the backup service that Google Photos can provide. Please bring note-taking material.

Buyer's Guide to Cameras - Wednesday, Aug 23 / 1:00 to 2:15 p.m. / ACT **NEW**

Our instructor, Mike McMahon, is often asked for advice on how to buy the right camera. In this class, he will present his thoughts on how to match an individual's needs and wants to the appropriate camera, camcorder, or even smartphone. This class will prepare you to be a more prudent buyer the next time you go shopping in the fast-changing marketplace. The last 15 minutes of class will be devoted to your questions. Please bring note-taking material.

Photo Books Made Easy - Wednesday, September 27 / 10:00 – 11:15 a.m. / ACT

It is now fairly easy to display your photos in a beautiful photo book and to do so at a very reasonable cost. Our instructor, Mike McMahon, will present a live demonstration of creating a photo book. See samples of photo books and learn how to start your own photo book project. The last 15 minutes will be devoted your questions. Seating is limited. Please bring note-taking material.

Photoshop Elements – Photo Retouching - Wednesday, Sept. 27 / 10:00 – 11:15 a.m. / ACT

Photoshop Elements has great tools for retouching photos. It can help with repairing damaged photos (tears, stains, spots) and it has face-retouching tools that can help with wrinkles and blemish repair. Our instructor, Mike McMahon, will demonstrate how to make it all happen. The last 15 minutes will be devoted to questions. Seating is limited. Please bring note-taking material.

August Meeting

Wednesday, August 23 @ 6:30 p.m.

San Diego Botanic Garden *(formerly Quail Gardens)*
230 Quail Gardens Drive, Encinitas, CA 92024
Meet in the Ecke Building Meeting Room

Enter at the Front Gate - Exit at the Rear Gate Only
The Front Gate is Locked at 7:00 p.m.

6:00 p.m. - Front Gate Opens

6:30 p.m. - Announcements & Greetings

6:45 p.m. - Guest Speaker Presentation

7:45 p.m. - Break & Refreshments

8:00 p.m. - Member Share

First-time guests Free

Returning guests \$3.00

Annual Membership \$30 (Household \$35)

Contact Information

President:	Sandy Zelasko president@nc-photo.org
Vice-President:	Ted Whirlledge vicepresident@nc-photo.org
Treasurer:	Nancy Jennings treasurer@nc-photo.org
Secretary:	Nancy Telford secretary@nc-photo.org
SD Fair Liaison:	Ed Stalder sdfairliaison@nc-photo.org
Hospitality:	Kathleen Coogan hospitality@nc-photo.org
Historian:	Sing Baker historian@nc-photo.org
Membership:	Nancy Jennings membersh ip@nc-photo.org
Member Show:	Nancy Jennings membershow@nc-photo.org
Member Show:	Mike McMahon membershow@nc-photo.org
Newsletter:	Robert Conrad newsletter@nc-photo.org
Photo Shoots:	Dan Nougier photoshoots@nc-photo.org
Projectionist:	Mike McMahon projectionist@nc-photo.org
Programs:	Jennifer Wolf programs@nc-photo.org
Reception:	Nancy Jennings reception@nc-photo.org
Reception:	Nancy Telford reception@nc-photo.org
Sponsors:	Mike McMahon sponsors@nc-photo.org
Web Site:	Fred Heinzmann website@nc-photo.org
Facebook:	Dennis Smith facebook@nc-photo.org

**Please put NCPS in the subject line of all correspondence.*



Do You Have Camera Equipment to Sell?

Bring your item(s) to a regular NCPS meeting and place them on one of the side tables with your name and the price. Too big to carry? Bring a photo!

Did You Know?

Did you know that members may submit small personal announcements of their shows or events for inclusion on the club's website and this newsletter? Just send an email to webmaster@nc-photo.org and to newsletter@nc-photo.org with the details of your event. This can also be added to our events calendar.

Dove Library Classes

Intermediate Photoshop Elements 'Retouching' with Mike McMahon

Photoshop Elements has great tools for retouching photos. It can help with repairing damaged photos (tears, stains, spots) and it has face-retouching tools that can help with wrinkles and blemish repair.

Bring your own images on a USB flash drive or use our sample images. Please bring note-taking materials and prepare to have fun! Content is identical for both August dates. All classes in the Exploration HUB are free. For ages 13 and up.

Tuesdays – August 15 & 22, 2017

(identical course content)

Time: 10:00 – 11:30 a.m.

Please thank our sponsors for supporting the annual Member Show.

Stop by their business and tell them you're an NCPS member!

GOLD SPONSORS

George's Camera

7475 Clairemont Mesa Blvd.

San Diego, CA 92111

619-297-3544

and

3837 30th Street

San Diego, CA 92104

858-633-1510

www.georgescamera.com

Nelson Photo

3625 Midway Dr., Suite J

San Diego, CA 92110

619-234-6621

www.nelsonphotosupplies.com

SILVER SPONSORS

Abe Ordovery

Cardiff, CA 92007

(858) 334-3699

www.ordovergallery.com

Encinitas Photo Center

967 Highway 101 #107B

Encinitas, CA 92024

(760) 436-0562

www.encinitasphoto.com

Jim Cline Photo Tours

11387 Ocean Ridge Way

San Diego, CA 92130

(858) 350-1314

www.jimcline.com

Kurt's Camera Repair

7403 Princess View Drive

San Diego, CA 92120

(619) 286-1810

www.kurtscamerarepair.com

Local Photo Classes

7960 Silverton, Suite 125

San Diego, CA 92126

760-920-6380

www.localphotoclasses.com

Michael Seewald Galleries

1555 Camino Del Mar, Suite 312

Del Mar, CA 92014

(858) 793-3444

www.seewald.com

PC Photo & Imaging

113 N. El Camino Real #B

Encinitas, CA 92024

(760) 632-1790

www.pc-photo.net

Sandra Lee Photography

Valley Center, CA 92082

(760) 749-2174

www.sandraleephoto.com

Wayne Richard Photography

8838 La Cartera Street

San Diego, CA 92129

(858) 248-5179

www.wayne-photo.com