

April 2017



the Lens Paper




News and Events of the North County Photographic Society...Inspired by Photography, Powered by Volunteers!

Les and Mary Anderson

How to View & Photograph an Eclipse

Wednesday, April 26 at 6:30 p.m.



On August 21, 2017, the continental US will be treated to a total solar eclipse for the first time since 1979. This WILL be a bucket-list-level event, and you need to start planning NOW!

Whether you are traveling to an area of totality or staying in San Diego, you need to be prepared.



Les and Mary Anderson are veterans of 15 solar eclipses since 1979, traveling the world to see them. This year it is in our backyard. They will explain how to view the eclipse safely,

and photograph the event. This presentation is geared to both those staying in San Diego, where the partial eclipse is ~65%, and those who choose to travel to totality for 100%.

Beware, after this presentation, you may decide to travel to totality! A handout will be provided with web-

sites and pertinent information. There is no excuse to miss this event on August 21!


What is covered:

What is a solar eclipse? (*Partial vs. Total Eclipse*), Where do you want to be? (*San Diego vs. Center-line*), What will you see there? (*Sky vs. Landscape vs. Ground*), How do you view it safely? (*Solar Glasses*), How do you photograph it safely? (*Solar Filters & Timing*), What resources are available? (*Recommendations & Websites*).

Included: (Cost of \$2.00/pp)

- * Pair of proper Solar Eclipse glasses
- * Six-page handout so you don't need to take notes
- * Online PDF version of handout with active web links will be offered

NCPS is proud to have been an active member of the Photographic Society of America (PSA) for the last 10 years.



Bio: Les and Mary Anderson



Les and Mary have been photography hobbyists for decades. In fact, that's what brought them together! They met on a photo field trip to Yosemite in May 1990, and have been enjoying photography together ever since.

They photograph all types of landscapes and nature, including birds, flowers, insects, etc., but their passion involves sky phenomenon. They have chased solar eclipses all over the world and photographed auroras in Iceland and Alaska. With the Total Solar Eclipse coming across the USA on August 21, 2017, they are happy to share their knowledge of how to view and photograph, whether you will remain in San Diego for partial phases or travel to the centerline to view totality.

Les is a retired scientist and Mary is a real estate appraiser and an astronomy hobbyist who has worked at the Fleet Science Center since it opened in 1973.

Les is the president of SCACC (Southern California Association of Camera Clubs) which is the umbrella organization that covers the photo clubs which meet in the Photo Arts Building. Mary is 1st Vice President of Programs for SCACC.

Contact:

Les Anderson -- andersonles7@att.net

Mary Anderson – andersonmarye7@att.net

April Member Share Topic: “Not Touching” by Ted Whirlledge



Find something that does not touch anything. You could shoot subjects flying, jumping, falling, and floating, but is there anything else?

“And falling’s just another way to fly.” -- *Emilie Autumn*

Helpful Techniques: Use a shutter speed of 125th/sec or faster to “freeze” the action of your subject. Your subject in front of a simple background will help it be the point of interest.

What story or vision will you share?

President's Corner

by Sandy Zelasko

What a wonderful opportunity we have to be a part of North County Photographic Society (NCPS). Founded in 1983, it began with a core group of photography enthusiasts committed to promote the enjoyment and appreciation of all types of photography. And, lucky for us, I believe that is what this organization is still doing today.



Barbara Swanson, Steve Schlesinger, and Sandy Zelasko take a selfie, in a mirror, while shopping in Gardiner, Montana.

NCPS is inspired by photography and powered by volunteers! Members come and go but steadily we climb and are now approaching 200 supporters. That says a lot for the work that goes into operations of the club and dedication from all of its members.

So, this month I would like to send a THANK YOU to our members who have the longest standing fellowship to date! From a membership list, dated 4/11/1995 (yes that is 22 years ago this month!), I would like to acknowledge our members in good standing, Oscar Afsahi,

Jeff Brosbe, Priscilla Monger, Mike Seewald, Ed Stalder, John Stires, Carolyn & Robert Taylor and Jim Wenck for their consistent dedication to NCPS. "Applause. YOU rock! Here is to many more years."

Like the accompanying image suggests, many newer members are following suit and developing lasting friendships within the club while enjoying the many benefits our programs have to offer. If you haven't been to a general meeting lately, read the Lens Paper, or participated in the annual members' exhibition please do so! This club is for you to enjoy.

If I have left anyone out or you've been a member longer than 22 years, I apologize. Send me an email at president@nc-photo.org and set me straight! All comments and suggestions are welcome.

Proud to represent NCPS, Sandy.

president@nc-photo.org

APRIL Peer Award Contest - *THIS MONTH!*



This month our own NCPS club will conduct its first ever '**Peer Award**' contest at the general meeting. The top three Peer favorites will receive one-year free membership to the club, will be featured on the website and in the newsletter. **Rules:** the images must be matted and mounted or in the case of a full bleed image only mounted. All submissions will have a minimum size of 8 x 10 mounted, and a maximum size of 16 x 20 mounted. The sizes refer to the total outside dimensions of the mat/mount. The category will be open and the photos must have been taken after January 1, 2017. The contest will be judged by all club members attending the April general meeting. No water marks or other identifying information on the submissions is allowed. Bring your best work!

Member Spotlight for April – James Wang

"For me, photography has been a lifetime love. I was introduced to it by my father; we had a darkroom in the basement. I loved seeing the mysterious projected negative image, making your educated guess at exposure, then sliding the paper into the developer and watching your image magically fade in.

When I got my first job and could finally afford it, I converted my laundry room into a darkroom. Laundromats are easier to find than darkrooms, especially if you habitually print until 4:00 a.m. My early heroes were the f/64 masters like Edward Weston and Ansel Adams. I had no view camera, but with copy film and the right

film developer, I got remarkably fine grain from 35mm ... at ISO 40.




Then I moved and had no place for a darkroom - I had a forced hiatus. Eventually it didn't matter because digital arrived and it was goodbye film - we don't need no stinkin' darkroom! Now, if I feel a gripe about post-processing time, I just recall those days and no more complaints - I don't miss the chemicals and trays and safelights at all.

I still shoot landscapes and nature photos, but I've expanded into portraits. People are and always will be fascinating, and the moods and emotions they convey through expressions transcend words. Whether shooting candid or posed, subtle nuances make or break the photo. Sure, technical fluency is necessary, but your timing and rapport with your subject are even more important. It's a never-ending challenge which I love."



How Did You Get That Shot?

by Jim Clark



Inspired by the work of Tom O. Scott, I have been trying to “find” images in places where I don’t ordinarily see them. For this image, which I have named “Shotgun blast”, I was participating in the Joshua Tree shoot. Dan Nougier arranged admission to an otherwise closed ranch and our group had a two hour window to roam and explore a seemingly endless number of photo opportunities.

One of the old, abandoned trucks had an interesting rust pattern. I studied one of the doors and kept asking myself, “What would Tom find interesting in this old door?” Presto, there before my eyes leaped this image of a shotgun. The image had to be rotated, cropped and sharpened, but that was all it needed. Thanks, Tom, for helping me to see smaller than small. I shot this from a tripod with my Nikon D810 using a 24-120 f/4 lens.

PHOTO SHOOT FOR MAY

Eastern Sierras

Date: Friday, May 5, 2017

Time: Sunrise to Sunset

Location: Bishop, CA

Come and enjoy a few days of springtime in the fabulous Eastern Sierra Mountains around Bishop, California. Ed & Brenda Stalder will be leading a small group of members on a two day photo shoot to various scenic Eastern Sierra locations. In addition to sharing their knowledge of the area, Ed & Brenda are also offering to share their cabin near Bishop for those that wish to save a few dollars on lodging.



For those that prefer a bit more privacy there are plenty of motels to choose from in Bishop. We will meet up Thursday evening around 7:00 p.m. in Bishop. All day Friday & Saturday will be spent photographing the nearby lakes and mountains. Exact locations will depend on how fast the snow melts in April. However, we do hope to include some time at Mono Lake on Saturday. A detailed itinerary and Ed’s address will be provided to all participants.

IMPORTANT NOTE: This shoot is limited to 10 members. To sign up, or for any questions, contact Dan Nougier at photoshoots@nc-photo.org or cell 619-884-1359.

The Photographic Society of America (PSA)



by Diane E. Peck



PSA membership offers a cafeteria of various benefits. Over the next few months I will describe some of those benefits, beginning with the PSA education benefits. The following are educational opportunities that PSA offers their members.

Online Courses: 'PSA Online Courses' are designed to help beginning and advanced photographers improve their skills in a guided manner. They are free to members and usually take place over a period of months. Current courses include: 'Image Analysis', 'Still Life Photography,' and 'Creating Competitive Images', among many others.

Study Groups: 'Study Groups' offer a variety of topics and image formats, as well as a variation in how each Study Group is administered. Study Groups usually have 6 members, and they may discuss a selected image by each member each month. Currently there are more than 120 different 'Study Groups'. There is no limit to the number of groups a member can join.

Image Evaluation Service: The 'Image Evaluation Service' is for PSA members who want to hone their skills. Participants want to know what constitutes an acceptable image in one of the PSA Divisions, or may use it to preview images before entering them in a club competition or PSA-Recognized Exhibition. Evaluators provide an email commentary regarding what is good and what can be improved. Topics covered include: exposure, depth of field, lighting, interest, composition, ways to increase impact, ideas for different techniques, how to better communicate a photographic message, and presentation.

Mentors: PSA members who wish to explore a specific photography topic, whether this is a new interest or a topic that the member has previously explored, have available PSA members who have experience regarding the topic and are willing to share their expertise. The exploration of this limited photography topic takes place via email and may include the sharing of images. There are currently Mentors for: Architecture, Cell Phone Photography, Underwater, Creative, etc.

Consultants: PSA members who wish to learn how to do a specific photographic or PSA activity have Consultants available to help them. Topics include: Utilizing Your Photographs, Developing a Photo Web Site, Exhibiting in a Gallery; Using Your Photographic Skills: Supporting Non-Profit Organizations, Supporting Animal Adoption; Participating in PSA Programs/Activities: Preparing Digital Files, Identifying Software Used; and Entering PSA-Recognized Exhibitions: Finding Exhibition Entry Info, Preparing Exhibition Entries.

Chapter Workshops and Outings: Members can participate in these events. The Southern California Roundup Chapter holds an annual Photo Event with photo opportunities, speakers, presentations, socialization, and camaraderie. Sandy Zelasko was a speaker at this year's event in Camarillo, March 31 to April 2. The 2018 Chapter Event info is on the Chapter Web Site: psa-socalchapter.org.

To become a PSA member go to <https://psa-photo.org/> and sign up!

Joshua Tree Photo Shoot Wrap-up

By Dan Nougier

The weather kindly cooperated during our 2-day trip to Joshua Tree National Park back in March. In addition to a few hundred images of the Joshua trees we were also able to capture a nice sunset and a couple sunrises. However the highlight of the trip, as expected, was our visit to the Keys Ranch. There was found plenty of rusting cars, old farm equipment, and peeling paint to satisfy everyone. Definitely a trip worth repeating in the future.



Steve Schlesinger



Brenda Stalder



Steve Schlesinger



Jim Clark



Hugh Cox



Hugh Cox



Brenda Stalder



Sandy Radom



Lew Abulafia



Dan Nougier



Sandy Radom



Lew Abulafia 2017



Steve Schlesinger



Dennis Smith



Ed Stalder



NCPS Joshua Tree March 4, 2017

A special "Thank You" to the
Keys Ranch docents for
giving us this opportunity!

BACK ROW: Evelyn Radom, Sandy Radom, Lew Abulafia, Dennis Smith, Steve Schlesinger, Jim Dease **FRONT ROW:** Dan Nougier, Ed Stalder, Brenda Stalder, Jim Clark, Hugh Cox, Robert Conrad

Digital Photo Classes

Mike McMahon continues his series of **FREE** digital photo classes

Carlsbad Senior Center

799 Pine Ave., Carlsbad, CA 92008

760-602-4650 www.mikemctechguy.com

Photoshop Elements - Editing Workflow NEW! - Wednesday, April 19 / 10:00 – 11:15 a.m. / ACT

When editing photos, it's important to follow a step-by-step approach to ensure top-quality results. Mike will demonstrate an approach that will preserve the original photo and deliver amazing edits using a non-destructive workflow. The last 15 minutes will be devoted to questions. Seating is limited. Please bring note-taking material.

iPad - Photo Editing - Wednesday, April 19 / 1:00 to 2:15 p.m. / ACT

This class will demonstrate the use of the iPad to edit photos. Mike will demonstrate traditional edits (e.g. cropping, exposure adjustments) as well as adding creative artistic effects (e.g. painterly look, cartoon effect, text on the photo). Popular apps such as Snapseed will be covered. Attendance at previous iPad classes is not required. Seating is limited – come early for a good seat. Please bring note-taking material.

Lightroom - Advanced Topics NEW! - Wednesday, April 26 / 10:00 – 11:15 a.m. / ACT

Adobe's Lightroom is a very popular photo organizer and editor. Our instructor, Mike McMahon, will demonstrate some advanced techniques (e.g. Virtual Copies, using Photoshop/PSE in conjunction with LR, more). Students will benefit most if they have some familiarity with Lightroom. Please bring note-taking material.

SmugMug vs. Picasa Web Albums NEW! - Wednesday, April 26 / 1:00 to 2:15 p.m. / ACT

Picasa Web Album users have been looking for a good alternative since Google discontinued Picasa Web Albums. Mike will discuss and demonstrate the use of the SmugMug photo/video sharing website as a great option. While Google hopes Picasa Web Album users will move to Google Photos, the features of Google Photos can be lacking for some users. Seating is limited. The last 15 minutes of class will be devoted to your questions. Please bring note-taking material. **There are no prerequisites for any of these classes - no registration needed/taken...come join the learning and the fun.**

May 2017 Digital Photo & Tech Classes

Travel Photo Tips - Wednesday, May 17 / 10:00 – 11:15 a.m. / ACT

Get great photos of your adventures. Equipment, composition, and photo organization will be covered.

Wildfires – Are you Ready to Evacuate? Wednesday, May 17 / 1:00 to 2:15 p.m. / ACT

Learn an organized and thoughtful approach that will help you calmly and efficiently evacuate your home.

Google Photos - Albums NEW! - Wednesday, May 24 / 10:00 – 11:15 a.m. / ACT

Mike will explain the Albums feature of Google Photos including Shared Albums so you can share your work.

Safe Computing NEW! - Wednesday, May 24 / 1:00 to 2:30 p.m. / Auditorium

Mike will discuss and show you how to protect your computer from viruses, malicious software, etc.

April Meeting

Wednesday, April 26 @ 6:30 p.m.

San Diego Botanic Garden (formerly Quail Gardens)
230 Quail Gardens Drive, Encinitas, CA 92024
Meet in the Ecke Building Meeting Room

Enter at the Front Gate - Exit at the Rear Gate Only
The Front Gate is Locked at 7:00 p.m.

6:00 p.m. - Front Gate Opens

6:30 p.m. - Announcements & Greetings

6:45 p.m. - Presentation

7:45 p.m. - Break & Refreshments

8:00 p.m. - Member Share

First-time guests Free

Returning guests \$3.00

Annual Membership \$30 (Household \$35)

Contact Information

President:	Sandy Zelasko president@nc-photo.org
Vice-President:	Ted Whirlledge vicepresident@nc-photo.org
Treasurer:	Nancy Jennings treasurer@nc-photo.org
Secretary:	Nancy Telford secretary@nc-photo.org
SD Fair Liaison:	Ed Stalder sdfairliaison@nc-photo.org
Hospitality:	Kathleen Coogan hospitality@nc-photo.org
Historian:	Sing Baker historian@nc-photo.org
Membership:	Nancy Jennings membersh ip@nc-photo.org
Member Show:	Nancy Jennings membershow@nc-photo.org
Member Show:	Mike McMahon membershow@nc-photo.org
Newsletter:	Robert Conrad newsletter@nc-photo.org
Photo Shoots:	Dan Nougier photoshoots@nc-photo.org
Projectionist:	Jim Dease projectionist@nc-photo.org
Programs:	Jennifer Wolf programs@nc-photo.org
Reception:	Nancy Jennings reception@nc-photo.org
Reception:	Nancy Telford reception@nc-photo.org
Sponsors:	Jim Dease sponsors@nc-photo.org
Web Site:	Fred Heinzmann website@nc-photo.org
Facebook:	Dennis Smith facebook@nc-photo.org

**Please put NCPS in the subject line of all correspondence.*

Look for us on Facebook, and please 'LIKE' our page!

Photo Framing Tips

By Mike McMahon

With the San Diego Fair and our own Member Show coming up, don't forget that Mike McMahon has posted free instructional videos on how to professionally frame your photos. In a 2-part series, Mike covers the steps of mounting the image, cutting a custom matte, using a pre-made frame, and proper use of a mounting wire.

Visit Mike's video page on Vimeo.com and browse until you see the framing videos. Find them at www.vimeo.com/channels/mikemcvideo. No password is required; and there's no need to sign in or join Vimeo. Have an idea for a video tutorial? Contact Mike at mike.techguy@gmail.com.

Did You Know?

Did you know that members may submit small personal announcements of their shows or other events for inclusion on the club's website? Just send an email to webmaster@nc-photo.org with the details of your event. This can also be added to our events calendar. Just email photoshoots@nc-photo.org.



Do You Have Camera Equipment to Sell?

Bring your item(s) to a regular NCPS meeting and place them on one of the side tables with your name and the price. Too big to carry? Bring a photo!

Please thank our sponsors for supporting the annual Member Show.

Stop by their business and tell them you're an NCPS member!

GOLD SPONSORS

George's Camera

7475 Clairemont Mesa Blvd.

San Diego, CA 92111

619-297-3544

and

3837 30th Street

San Diego, CA 92104

858-633-1510

www.georgescamera.com

Nelson Photo

3625 Midway Dr., Suite J

San Diego, CA 92110

619-234-6621

www.nelsonphotosupplies.com

SILVER SPONSORS

Abe Ordovery

Cardiff, CA 92007

(858) 334-3699

www.ordovergallery.com

Encinitas Photo Center

967 Highway 101 #107B

Encinitas, CA 92024

(760) 436-0562

www.encinitasphoto.com

Jim Cline Photo Tours

11387 Ocean Ridge Way

San Diego, CA 92130

(858) 350-1314

www.jimcline.com

Kurt's Camera Repair

7403 Princess View Drive

San Diego, CA 92120

(619) 286-1810

www.kurtscamerarepair.com

Local Photo Classes

7960 Silverton, Suite 125

San Diego, CA 92126

760-920-6380

www.localphotoclasses.com

Michael Seewald Galleries

1555 Camino Del Mar, Suite 312

Del Mar, CA 92014

(858) 793-3444

www.seewald.com

PC Photo & Imaging

113 N. El Camino Real #B

Encinitas, CA 92024

(760) 632-1790

www.pc-photo.net

Sandra Lee Photography

Valley Center, CA 92082

(760) 749-2174

www.sandraleephoto.com

Wayne Richard Photography

8838 La Cartera Street

San Diego, CA 92129

(858) 248-5179

www.wayne-photo.com